























RAM 002 Machines Safe Use and Care

Risk identification

Hazard		Control Measure	
Electric shock		Check PAT test in date & visual inspection before carrying out task	
Tripping on loose cable		Place warning signs and position equipment behind line of work	
Manual Handling		Adopt correct lifting position and posture	
Lack of instruction and training		Ensure adequate training is received before carrying out any task. Do not carry out task if no training has been received	
No site file available		Verify site file available and read RAMS & COSHH before carrying out any task	

Method Statement

1	2	3	4	5
 <p>Wash hands</p>	 <p>Place warning signs & open windows</p>	 <p>Check site file for relevant RAMS (JR002 & RA002)</p>	 <p>Select, Check and wear required PPE</p>	 <p>Check the manufacturer's operating and maintenance instructions</p>
6	7	8	9	10
 <p>Select required equipment to be checked, assembled and used</p>	 <p>Check PAT test in date</p>	 <p>Mark any faulty equipment</p>	 <p>**Electrical only** Check the plug socket prior to use</p>	<p>Carry out task</p>
11	12	13		
 <p>Carefully take a part the equipment, wipe and store as per storage instructions</p>	 <p>Remove & wipe warning signs</p>	 <p>Remove PPE and carry out hand hygiene.</p>		